



អង្គការមីន

C.M.A.A

CAMBODIA MINE/ERW VICTIM INFORMATION SYSTEM

**MONTHLY REPORT
ON
EXPLOSIVE ORDNANCE ACCIDENTS
FOR APRIL 2023**

Background

The Cambodia Mine/ERW Victim Information System (CMVIS) established in 1994 by the Cambodian Red Cross with technical and financial support by Handicap International Belgium and UNICEF to provide systematic collection, analysis, interpretation, and dissemination of information about civilian and military casualties of landmines, unexploded ordnance and other explosive remnants of war in Cambodia.

By the end of 2009, CMVIS was completely handed over from the Cambodian Red Cross to the Cambodian Mine Action and Victim Assistance Authority for full management responsibility.

Explosive Ordnance (EO) Accident and Casualty Information

1- Total Casualties reported from January 1979 to April 2023

For the period of January 1979 to April 2023, a total of **65017** EO casualties were recorded by CMVIS official.

All of the 65017 EO casualties:

- 51170 (79%) were Mine casualties, and 13847 (21%) were ERW casualties.
- 19819 (30%) people killed, 36117 (56%) people injured, and 9081 (14%) people amputated.
- 52659 (81%) casualties were men, 6109 (9%) casualties were boys (age<18), 4793 (8%) casualties were women, 1393 (2%) casualties were girls (age<18), and 63 (0%) casualties were unknowns.

2- Accident Summary from January to April 2023

From January to April 2023, **9 EO** accidents were provisionally recorded. This figure represents a decrease by 57% compared with 21 EO accidents reported from January to April 2022. Of the 9 EO accidents, 3 were mine accidents and 6 were ERW accidents.

3- Casualty Summary for January to April 2023

From January to April 2023, **12 EO** casualties were provisionally recorded. This figure represents a decrease by 65% compared with 34 EO casualties reported from January to April 2022.

All of the 12 EO casualties:

- 3 people were mine casualties, and 9 people were ERW casualties.
- 1 people killed, 7 people injured, and 4 people amputated.
- 9 casualties were men, and 3 casualties were boys (age<18).

4- Accident Summary for April 2023

In April 2023, **Zero EO** accidents. The figure for April 2023 is a decrease by 100% compared with 4 EO accidents reported in April 2022.

5- Casualty Summary for April 2023

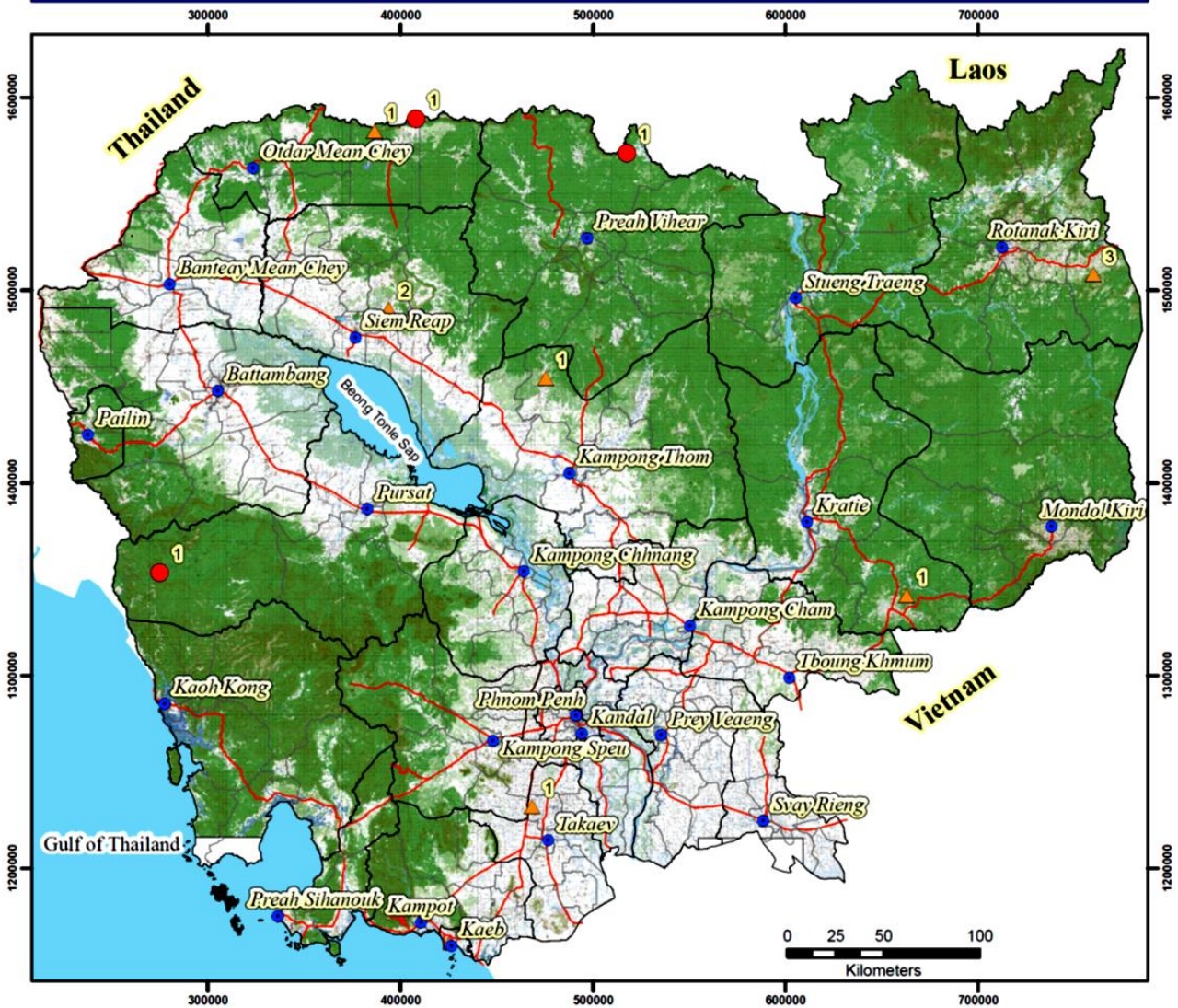
In April 2023, **Zero EO casualties**. This figure for April 2023 is a decrease by 100% compared with 7 EO casualties reported in April 2022.

6- Impact of accident area for the period of January 2022 to April 2023 (53 casualties)

- 05 most affected provinces represent **70%** of total casualties.
- 10 most affected districts represent **81%** of total casualties.
- 10 most affected communes represent **62%** of total casualties.

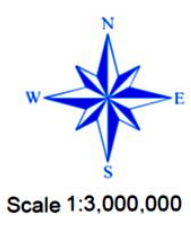
For detailed information, please see on page 6.

Explosive Ordnance Accident location from Jan-Apr 2023
Accident: 9 cases, Casualty: 12 people



Legend

- ▲ ERW accident
- Mine accident
- Province Centers
- ▭ Province Boundary
- ▭ District Boundary
- Water surface
- National Road



Produced by CMVIS, May 2023

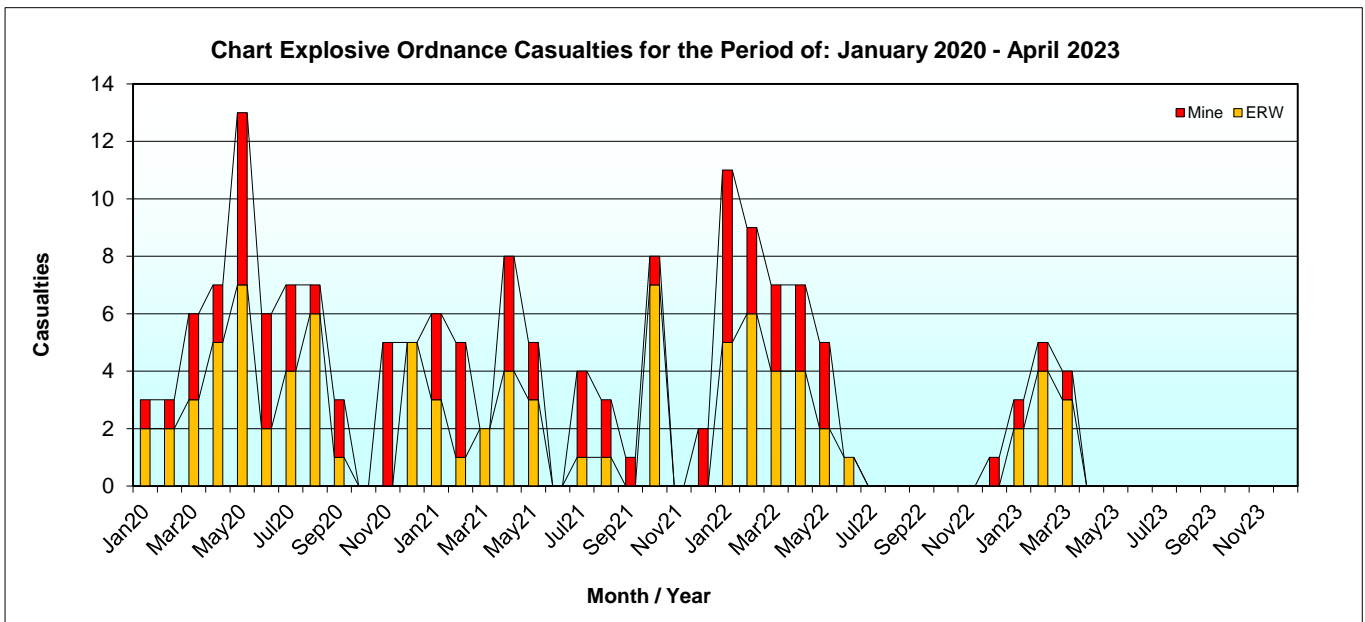
Further analysis and detailed EO casualty/accident information are available on request, including the production of risk maps and the provision of village-level data. For customised reports more suited to your organisation's needs, contact CMVIS office: ketya@cmaa.gov.kh

Casualty Trend

Report Explosive Ordnance Casualties for the Period of: January 2020 - April 2023

Year	Casualties by Month												Total
	Jan	Feb	Mar	April	May	Jun	July	Aug	Sept	Oct	Nov	Dec	
2020	3	3	6	7	13	6	7	7	3	0	5	5	65
<i>Running Total 2020</i>	3	6	12	19	32	38	45	52	55	55	60	65	
2021	6	5	2	8	5	0	4	3	1	8	0	2	44
<i>Running Total 2021</i>	6	11	13	21	26	26	30	33	34	42	42	44	
% change 2020 to 2021	100	83	8	11	-19	-32	-33	-37	-38	-24	-30	-32	
2022	11	9	7	7	5	1	0	0	0	0	0	1	41
monthly change +/- from 2021	5	4	5	-1	0	1	-4	-3	-1	-8	0	-1	
monthly change % from 2021	83	80	250	-13	0	100	-100	-100	-100	-100	0	-50	
<i>Running Total 2022</i>	11	20	27	34	39	40	40	40	40	40	40	41	
% change 2021 to 2022	83	82	108	62	50	54	33	21	18	-5	-5	-7	
2023	3	5	4	0									12
monthly change +/- from 2022	-8	-4	-3	-7									
monthly change % from 2022	-73	-44	-43	-100									
<i>Running Total 2023</i>	3	8	12	12									
% change 2022 to 2023	-73	-60	-56	-65									

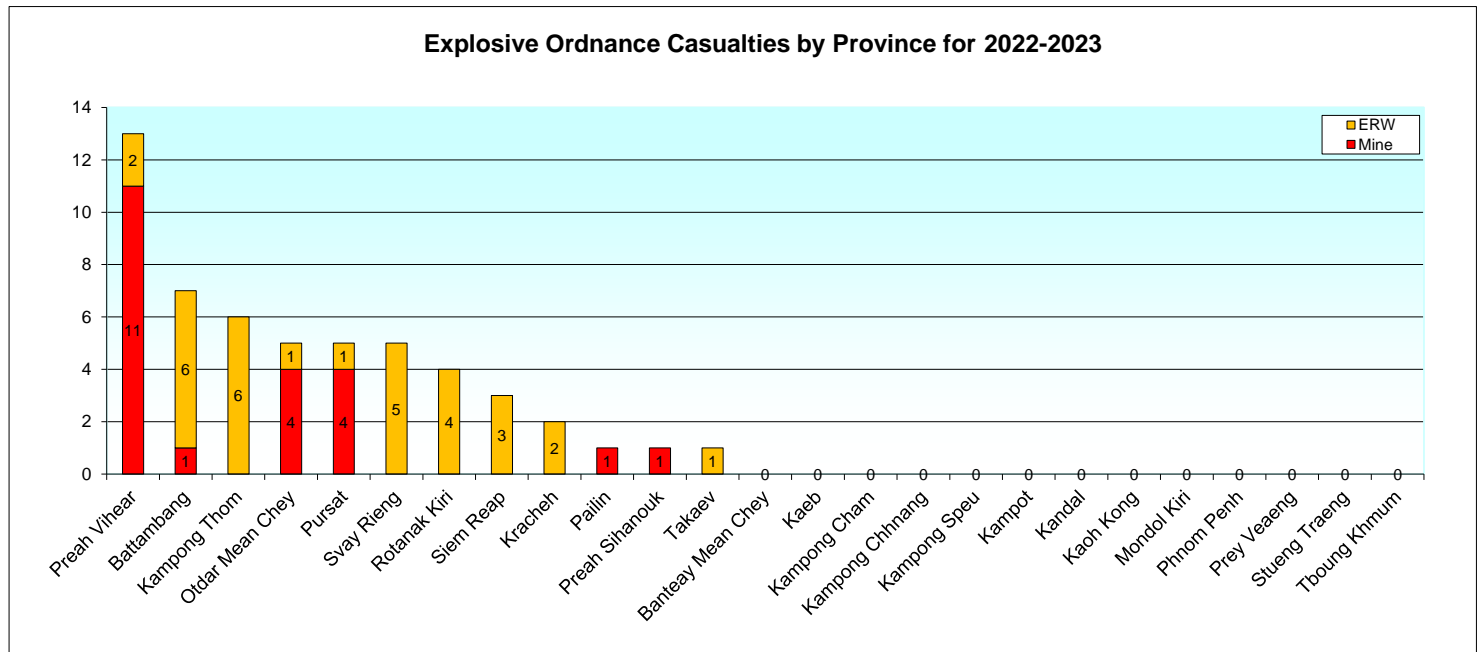
Note: Casualty figures for prior months are continually updated and verified as a part of the on-going data collection process.



Monthly Explosive Ordnance Accident Casualties: Jan 2022 - Apr 2023

Provinces ranked by Total Explosive Ordnance Casualties for 2022 - 2023

Province	2022												2023												Total 2022-2023	Cum. Total	% of Total	Cum. %	
	Jan-22	Feb-22	Mar-22	Apr-22	May-22	Jun-22	Jul-22	Aug-22	Sep-22	Oct-22	Nov-22	Dec-22	Jan-23	Feb-23	Mar-23	Apr-23	May-23	Jun-23	Jul-23	Aug-23	Sep-23	Oct-23	Nov-23	Dec-23					
Preah Vihear	6	0	2	2	0	0	0	0	0	0	0	12	1	0	0	0	0	0	0	0	0	0	0	0	1	13	13	24.5	25
Battambang	2	0	3	0	2	0	0	0	0	0	0	7	0	0	0	0	0	0	0	0	0	0	0	0	0	7	20	13.2	38
Kampong Thom	1	0	0	4	0	0	0	0	0	0	0	5	1	0	0	0	0	0	0	0	0	0	0	0	1	6	26	11.3	49
Otdar Mean Chey	0	0	1	1	0	0	0	0	0	0	0	3	0	1	1	0	0	0	0	0	0	0	0	0	2	5	31	9.4	58
Pursat	1	3	0	0	0	0	0	0	0	0	0	4	0	1	0	0	0	0	0	0	0	0	0	0	1	5	36	9.4	68
Svay Rieng	0	5	0	0	0	0	0	0	0	0	0	5	0	0	0	0	0	0	0	0	0	0	0	0	0	5	41	9.4	77
Rotanak Kiri	1	0	0	0	0	0	0	0	0	0	0	1	0	3	0	0	0	0	0	0	0	0	0	0	3	4	45	7.5	85
Siem Reap	0	0	0	0	0	1	0	0	0	0	0	1	0	0	2	0	0	0	0	0	0	0	0	0	2	3	48	5.7	91
Kracheh	0	0	1	0	0	0	0	0	0	0	0	1	0	0	1	0	0	0	0	0	0	0	0	0	1	2	50	3.8	94
Takaev	0	0	0	0	0	0	0	0	0	0	0	0	1	1	0	0	0	0	0	0	0	0	0	0	1	1	51	1.9	96
Pailin	0	0	0	0	1	0	0	0	0	0	0	1	0	0	0	0	0	0	0	0	0	0	0	0	0	1	52	1.9	98
Preah Sihanouk	0	1	0	0	0	0	0	0	0	0	0	1	0	0	0	0	0	0	0	0	0	0	0	0	0	1	53	1.9	100
Kampong Cham	0	0	0	0	0	0	0	0	0	0	0	0	0	0	0	0	0	0	0	0	0	0	0	0	0	0	53	0	100
Kandal	0	0	0	0	0	0	0	0	0	0	0	0	0	0	0	0	0	0	0	0	0	0	0	0	0	0	53	0	100
Kampong Chhnang	0	0	0	0	0	0	0	0	0	0	0	0	0	0	0	0	0	0	0	0	0	0	0	0	0	0	53	0	100
Kampong Speu	0	0	0	0	0	0	0	0	0	0	0	0	0	0	0	0	0	0	0	0	0	0	0	0	0	0	53	0	100
Kampot	0	0	0	0	0	0	0	0	0	0	0	0	0	0	0	0	0	0	0	0	0	0	0	0	0	0	53	0	100
Kaoh Kong	0	0	0	0	0	0	0	0	0	0	0	0	0	0	0	0	0	0	0	0	0	0	0	0	0	0	53	0	100
Mondol Kiri	0	0	0	0	0	0	0	0	0	0	0	0	0	0	0	0	0	0	0	0	0	0	0	0	0	0	53	0	100
Banteay Mean Chey	0	0	0	0	0	0	0	0	0	0	0	0	0	0	0	0	0	0	0	0	0	0	0	0	0	0	53	0	100
Prey Veang	0	0	0	0	0	0	0	0	0	0	0	0	0	0	0	0	0	0	0	0	0	0	0	0	0	0	53	0	100
Tboung Khmum	0	0	0	0	0	0	0	0	0	0	0	0	0	0	0	0	0	0	0	0	0	0	0	0	0	0	53	0	100
Stueng Traeng	0	0	0	0	0	0	0	0	0	0	0	0	0	0	0	0	0	0	0	0	0	0	0	0	0	0	53	0	100
Kaeb	0	0	0	0	0	0	0	0	0	0	0	0	0	0	0	0	0	0	0	0	0	0	0	0	0	0	53	0	100
Phnom Penh	0	0	0	0	0	0	0	0	0	0	0	0	0	0	0	0	0	0	0	0	0	0	0	0	0	0	53	0	100
TOTAL	11	9	7	7	5	1	0	0	0	0	0	41	3	5	4	0	0	0	0	0	0	0	0	0	12	53			



5 Most Affected Provinces for Explosive Ordnance Casualties

Ranked by Total Casualties

Jan2022 - Apr2023

Rank	Province	Mine Casualties	ERW Casualties	Total Casualties	Cumulative Total
1	Preah Vihear	11	2	13	13
2	Battambang	1	6	7	20
3	Kampong Thom	0	6	6	26
4	Otdar Mean Chey	4	1	5	31
5	Pursat	4	1	5	36

10 Most Affected Districts for Explosive Ordnance Casualties

Ranked by Total Casualties

Jan2022 - Apr2023

Rank	District	Province	Mine Casualties	ERW Casualties	Total Casualties	Cumulative Total
1	Choam Khsant	Preah Vihear	11	2	13	13
2	Veal Veang	Pursat	4	1	5	18
3	Svay Rieng	Svay Rieng	0	5	5	23
4	Samlout	Battambang	0	4	4	27
5	Baray	Kampong Thom	0	4	4	31
6	Ou Ya Dav	Rotanak Kiri	0	4	4	35
7	Anlong Veang	Otdar Mean Chey	2	1	3	38
8	Rotanak Mondol	Battambang	0	2	2	40
9	Banteay srei	Siem Reap	0	2	2	42
10	Koas Krala	Battambang	1	0	1	43

10 Most Affected Communes for Explosive Ordnance Casualties

Ranked by Total Casualties

Jan2022 - Apr2023

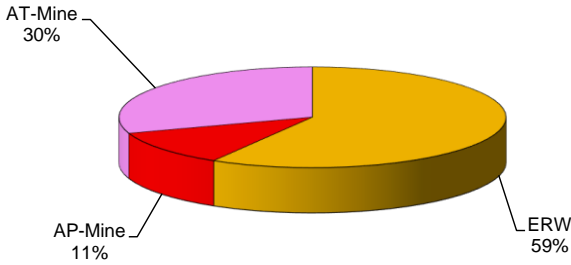
Rank	Commune	District	Province	Mine Casualties	ERW Casualties	Total Casualties	Cum. Total
1	Morokot	Choam Khsant	Preah Vihear	6	1	7	7
2	Sangkhoar	Svay Rieng	Svay Rieng	0	5	5	12
3	Ya Tung	Ou Ya Dav	Rotanak Kiri	0	4	4	16
4	Kokir Thum	Baray	Kampong Thom	0	4	4	20
5	Anlong Reab	Veal Veang	Pursat	2	1	3	23
6	Kantuot	Choam Khsant	Preah Vihear	2	0	2	25
7	Reaksmei Songha	Rotanak Mondol	Battambang	0	2	2	27
8	Thma Da	Veal Veang	Pursat	2	0	2	29
9	Choam Ksant	Choam Khsant	Preah Vihear	1	1	2	31
10	Run Ta Aek	Banteay srei	Siem Reap	0	2	2	33

OVERVIEW OF EXPLOSIVE ORDNANCE ACCIDENTS

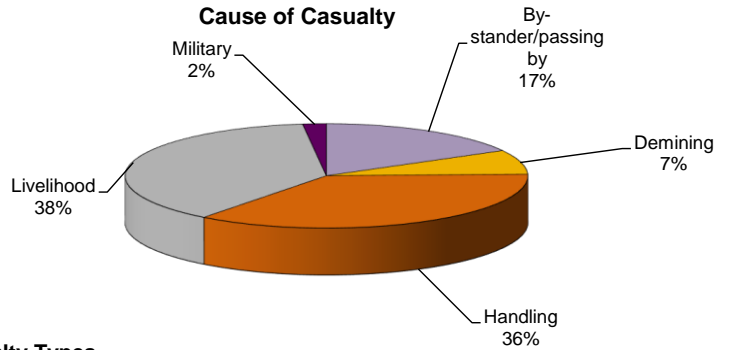
Jan2022 - Apr2023

Total Number of Casualties during Reporting Period: 53

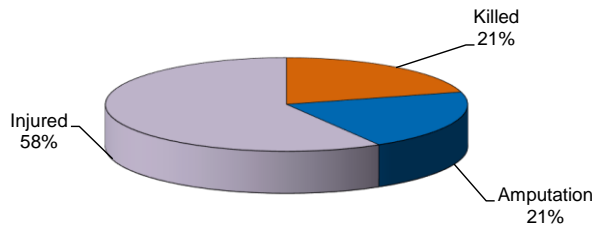
Explosive Ordnance Distribution



Cause of Casualty

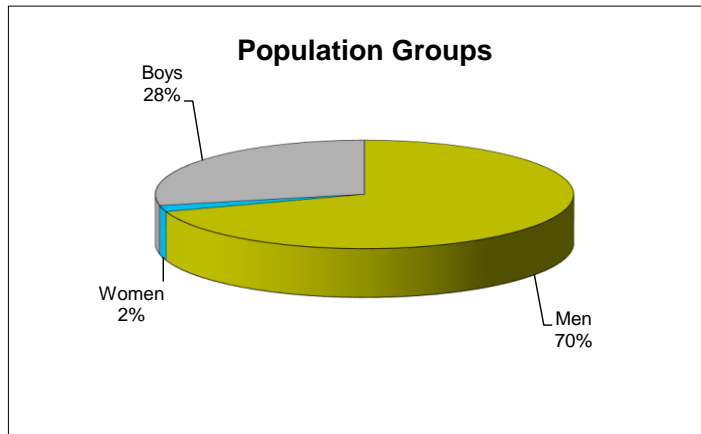


Casualty Types

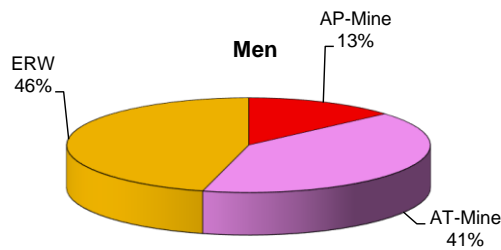


EXPLOSIVE ORDNANCE ACCIDENT OVERVIEW

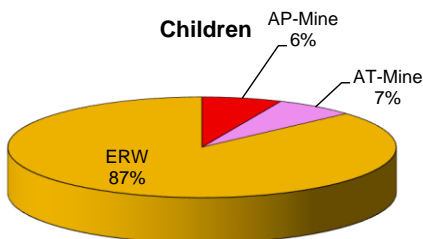
Population Groups



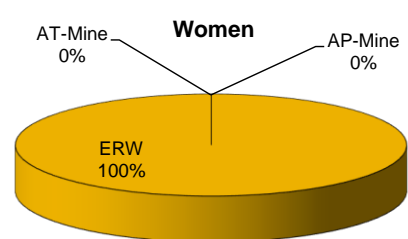
Men



Children



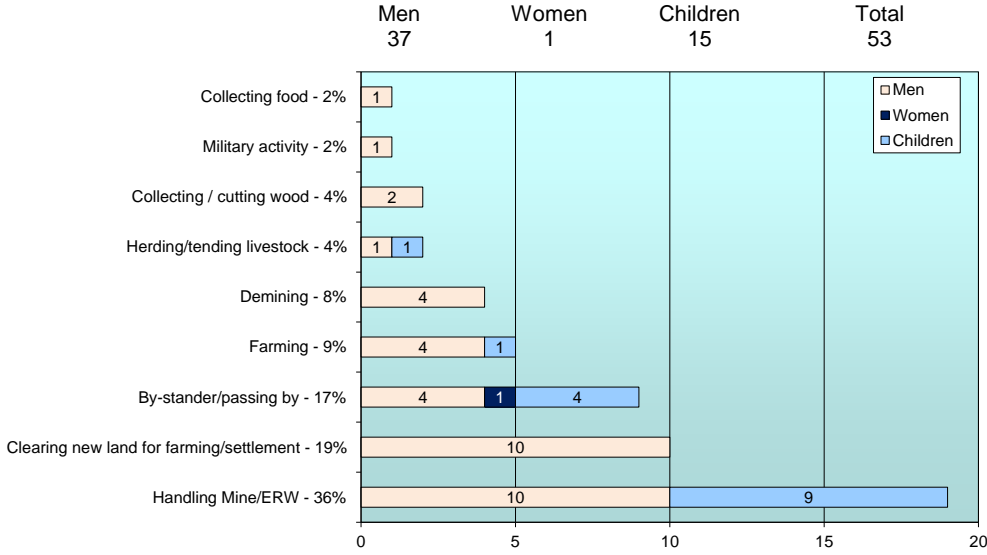
Women



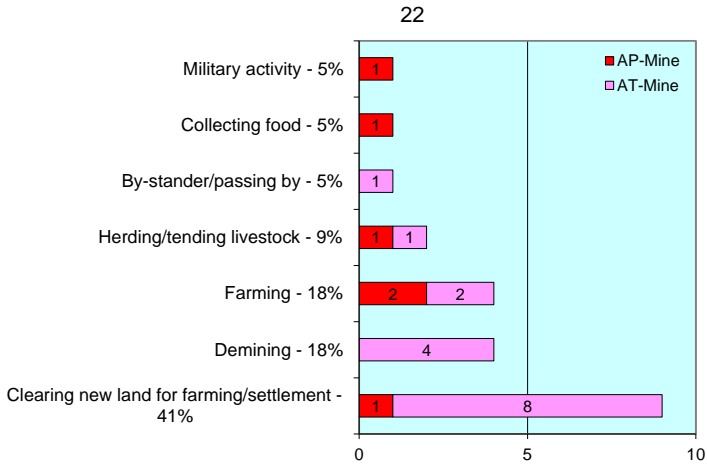
Jan2022 - Apr2023

Number of accidents during Reporting Period: 53

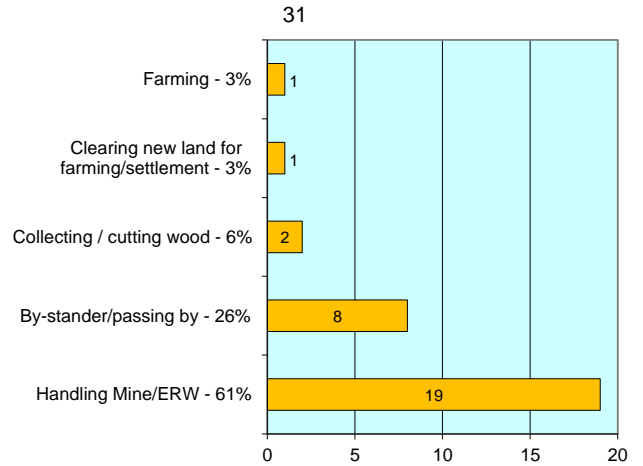
Cause of Accident by Total Population Group



Activities - Mines

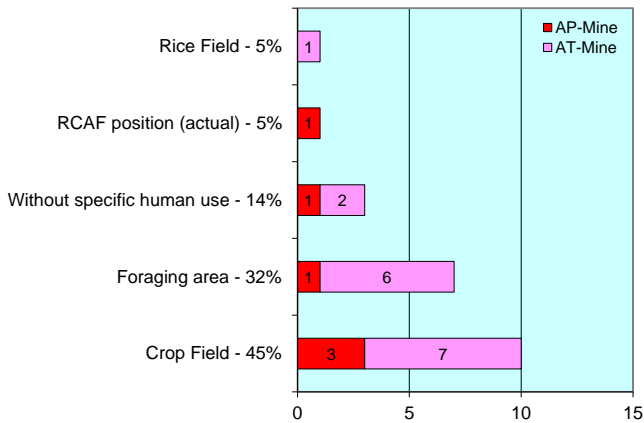


Activities - ERW



Explosive Ordnance Accidents by Terrain Type

Terrain - Mines



Terrain - ERW

